

Kimirelease

Powdered Releasing Agent

DESCRIPTION

The **Kimikolor Kimirelease Powdered Releasing Agent** is a chemical product formulated with low-density polymers that when sprinkled over the surface covered with **Kimikolor** or **Kimihard Color Hardener**, allows the process of stamping without the molds adhering by forming an impermeable barrier between the molds and the concrete. Furthermore, it may be pigmented or neutral which allows the application of another color to textures, adding a contrasting effect to the finish.

ADVANTAGES AND BENEFITS

- The system of stamped concrete is used to avoid polyurethane molds adhering to and damaging the final finish.
- Since it is available in colors, it allows adding a second tonality to the surface, creating contrasting effects that highlight the finish.
- It acts as an additional layer of protection.
- It may also be applied directly over the concrete.
- High yield and easy to apply.
- Easy control over the contrast by washing with a brush and pressure.
- Tonalities do not fade under weather conditions.
- Due to its granulometry, it allows an easy application and greater performance.

YIELD

A 10 kg bag can cover a surface of up to 90 to 100 m² (98.4 to 109.3 ft²).

MAINTENANCE

For maintenance we recommend using **Kimikolor Kimiakril Acrylic Varnish Sealer** to protect surfaces and heighten the color. This sealer will help protect the floor and provide a




dust separation from the concrete. It will also help protect the floor from wear by friction and gives a new look by reapplying once a year.



Kimirelease tones. *Tones may vary.




Neutro KR-11




Negro KR-13




Café KR-15



Café claro KR-21



Chocolate KR-17



Gris KR-19

APPLICATION PROCEDURE

■ Lightly shake the product to reactivate the evenness in the package.

■ Extend the product manually, meaning a thin layer should be sprinkled over the surface already covered and integrated with **Kimikolor Kimihard Color Hardener**

Note: We always recommend sprinkling in direction of the breeze and it is unnecessary to oversaturate the area, nor to cover or trowel again. This layer is only so that the mold does not stick and result in a different color contrast.

■ After its application, the stamping is carried out with the polyurethane molds.

■ Once the concrete has hardened, the excess **Kimikolor Kimirelease Powdered Releasing Agent** must be cleaned by means of intense sweeping and a jet of water.

■ The clean surface must be sealed with **Kimikolor Kimiakril Acrylic Varnish Sealer** to ensure a long life and more esthetic finish.



PRECAUCIONES

This product is irritating to eyes and skin. In case of contact with eyes, rinse with abundant water and seek immediate medical attention. For contact with skin, wash with soap and abundant water.

Risk Code

Health	1
Flammability	0
Reactivity	0
Specific Risk	0
Personal Protection Equipment	E

Risk Coding

Health – Flammability – Reactivity

4. Severe – 3. Serious – 2. Moderate
1. Light – 0. Minimum.

Personal Protection Equipment

Gloves, goggles and dust mask.